

Agriculture, Forestry, Fishing and Hunting in Stanislaus County, CA

Stanislaus County Workforce Development



251 E. Hackett Rd. C-2
Modesto, California 95358

Contents

What is Lightcast Data?	1
Report Parameters	2
Workforce Map	3
Executive Summary	4
Supply (Jobs)	5
Demographic Details	7
Demand	9
What skills are they posting for?	19

What is Lightcast Data?

Lightcast data is a hybrid dataset derived from official government sources such as the US Census Bureau, Bureau of Economic Analysis, and Bureau of Labor Statistics. Leveraging the unique strengths of each source, our data modeling team creates an authoritative dataset that captures more than 99% of all workers in the United States. This core offering is then enriched with data from online social profiles, resumés, and job postings to give you a complete view of the workforce.

Lightcast data is frequently cited in major publications such as *The Atlantic*, *Forbes*, *Harvard Business Review*, *The New York Times*, *The Wall Street Journal*, and *USA Today*.



Report Parameters

1 Industry

11 Agriculture, Forestry, Fishing and Hunting

1 County

6099 Stanislaus County, CA

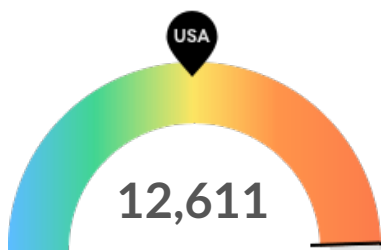
Class of Worker

QCEW Employees and Non-QCEW Employees

The information in this report pertains to the chosen industry and geographical area.

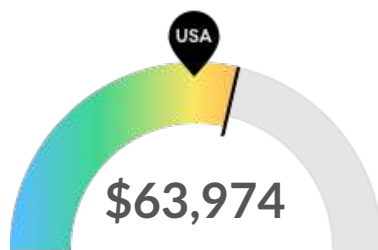
Executive Summary

Aggressive Hiring Competition Over a Deep Supply of Regional Talent



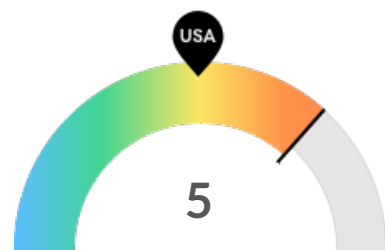
Supply (Jobs)

Stanislaus County, CA is a hotspot for this kind of talent. The national average for an area this size is 1,903* employees, while there are 12,611 here.



Earnings Per Job

Earnings per job are above the national average. Earnings per jobs is the total industry earnings divided by the number of jobs in the industry.



Demand (Job Postings)

Competition from online job postings is high in Stanislaus County, CA. The national average for an area this size is 2* job postings/mo, while there are 5 here.

*National average values are derived by taking the national value for Agriculture, Forestry, Fishing and Hunting and scaling it down to account for the difference in overall workforce size between the nation and Stanislaus County, CA. In other words, the values represent the national average adjusted for region size.

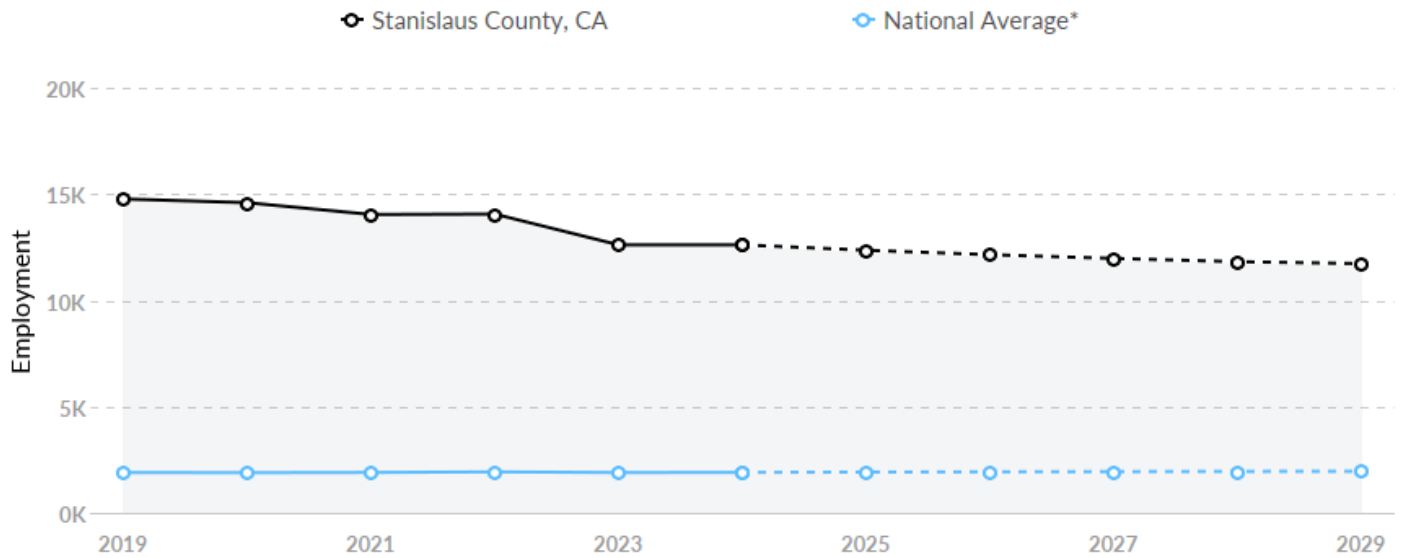
Supply (Jobs)

Supply Is Higher Than the National Average

The regional vs. national average employment helps you understand if the supply of Agriculture, Forestry, Fishing and Hunting is a strength or weakness for Stanislaus County, CA, and how it is changing relative to the nation. An average area of this size would have 1,903* employees, while there are 12,611 here. This higher than expected supply may make it easier to find candidates. The gap between expected and actual employment is expected to remain roughly the same over the next 5 years.

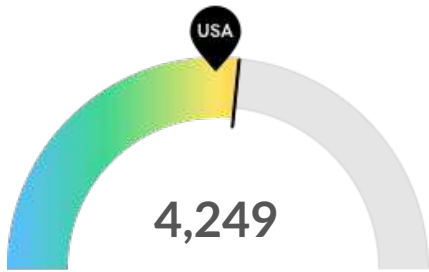
-15% Past Growth (2019 - 2024)

-7% Projected Growth (2024 - 2029)



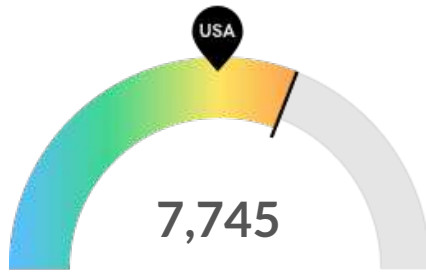
*National average values are derived by taking the national value for Agriculture, Forestry, Fishing and Hunting and scaling it down to account for the difference in overall workforce size between the nation and Stanislaus County, CA. In other words, the values represent the national average adjusted for region size.

Retirement Risk Is About Average, While Overall Diversity Is High



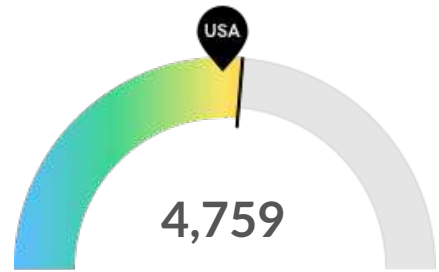
Retiring Soon

Retirement risk is about average in Stanislaus County, CA. The national average for an area this size is 3,869* employees 55 or older, while there are 4,249 here.



Racial Diversity

Racial diversity is high in Stanislaus County, CA. The national average for an area this size is 5,551* racially diverse employees, while there are 7,745 here.



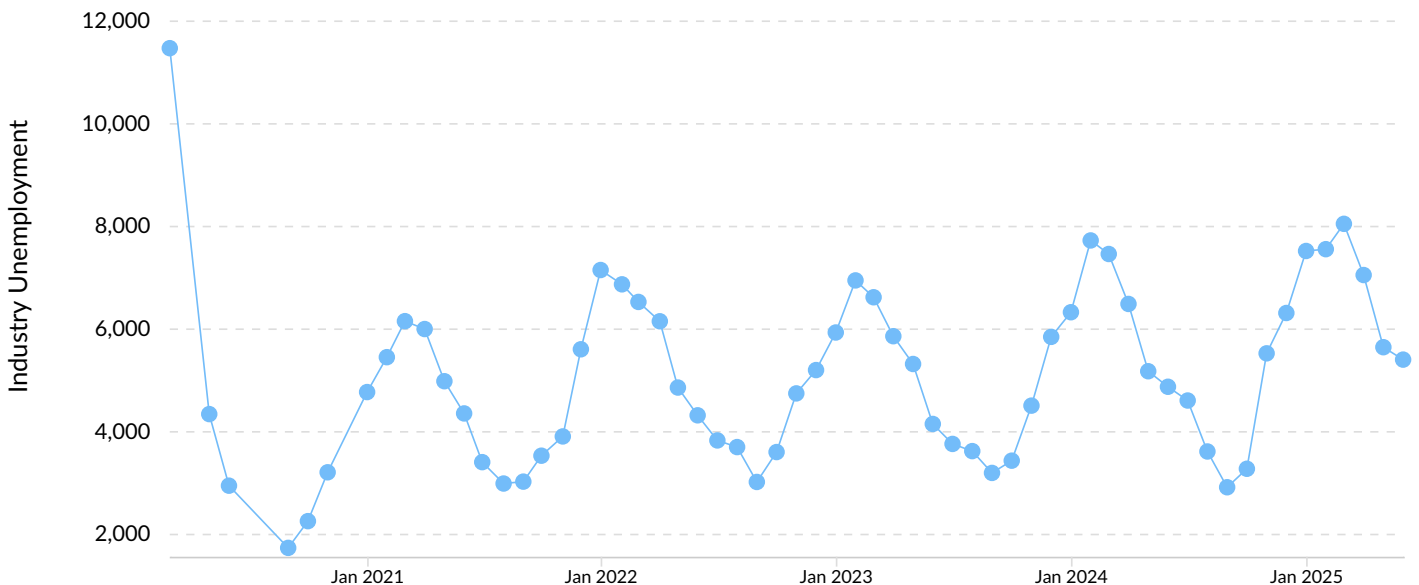
Gender Diversity

Gender diversity is about average in Stanislaus County, CA. The national average for an area this size is 4,402* female employees, while there are 4,759 here.

*National average values are derived by taking the national value for Agriculture, Forestry, Fishing and Hunting and scaling it down to account for the difference in overall workforce size between the nation and Stanislaus County, CA. In other words, the values represent the national average adjusted for region size.

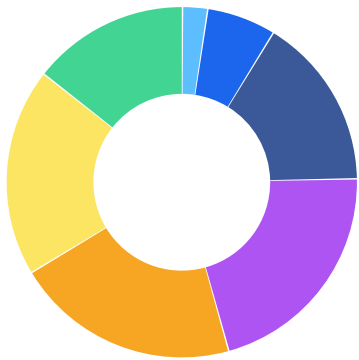
Unemployment Rate Trends

Unemployment shown at the 2-digit sector level.



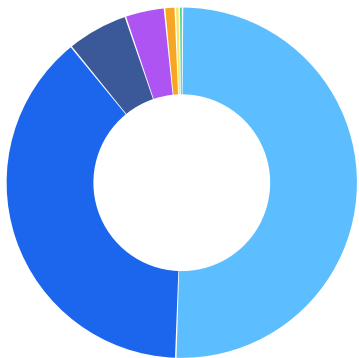
Demographic Details

Industry Age Breakdown



	% of Jobs	Jobs
14-18	2.3%	291
19-24	6.4%	804
25-34	15.9%	2,009
35-44	21.0%	2,647
45-54	20.7%	2,611
55-64	19.2%	2,423
65+	14.5%	1,826

Industry Race/Ethnicity Breakdown



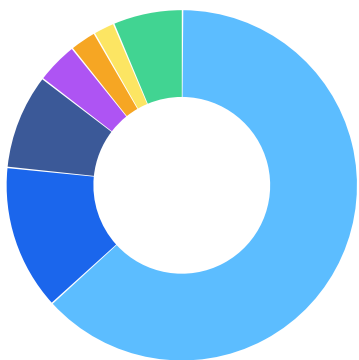
	% of Jobs	Jobs
Hispanic or Latino	50.5%	6,366
White	38.6%	4,866
Asian	5.7%	713
Black or African American	3.6%	458
Two or More Races	1.0%	124
American Indian or Alaska Native	0.4%	47
Native Hawaiian or Other Pacific Islander	0.3%	38

Industry Gender Breakdown



	% of Jobs	Jobs
● Males	62.3%	7,852
● Females	37.7%	4,759

Most Jobs are Found in the Farming, Fishing, and Forestry Occupations Industry Sector



Occupation	% of Industry in Occupation (2024)
● Farming, Fishing, and Forestry Occupations	63.2%
● Management Occupations	13.4%
● Transportation and Material Moving Occupations	8.8%
● Office and Administrative Support Occupations	3.9%
● Production Occupations	2.4%
● Installation, Maintenance, and Repair Occupations	2.0%
● Other	6.4%

Demand



10 Employers Competing

All employers in the region who posted for this job over the last 12 months.



57 Unique Job Postings

The number of unique postings for this job over the last 12 months.



27 Day Median Duration

Posting duration is 3 days longer than what's typical in the region.

Top Companies	Unique Postings
Grower Direct Nut Company	29
Select Genetics	9
Jameson Harvesting	6
Mid Valley Agricultural Services	6
Tree Nuts	2

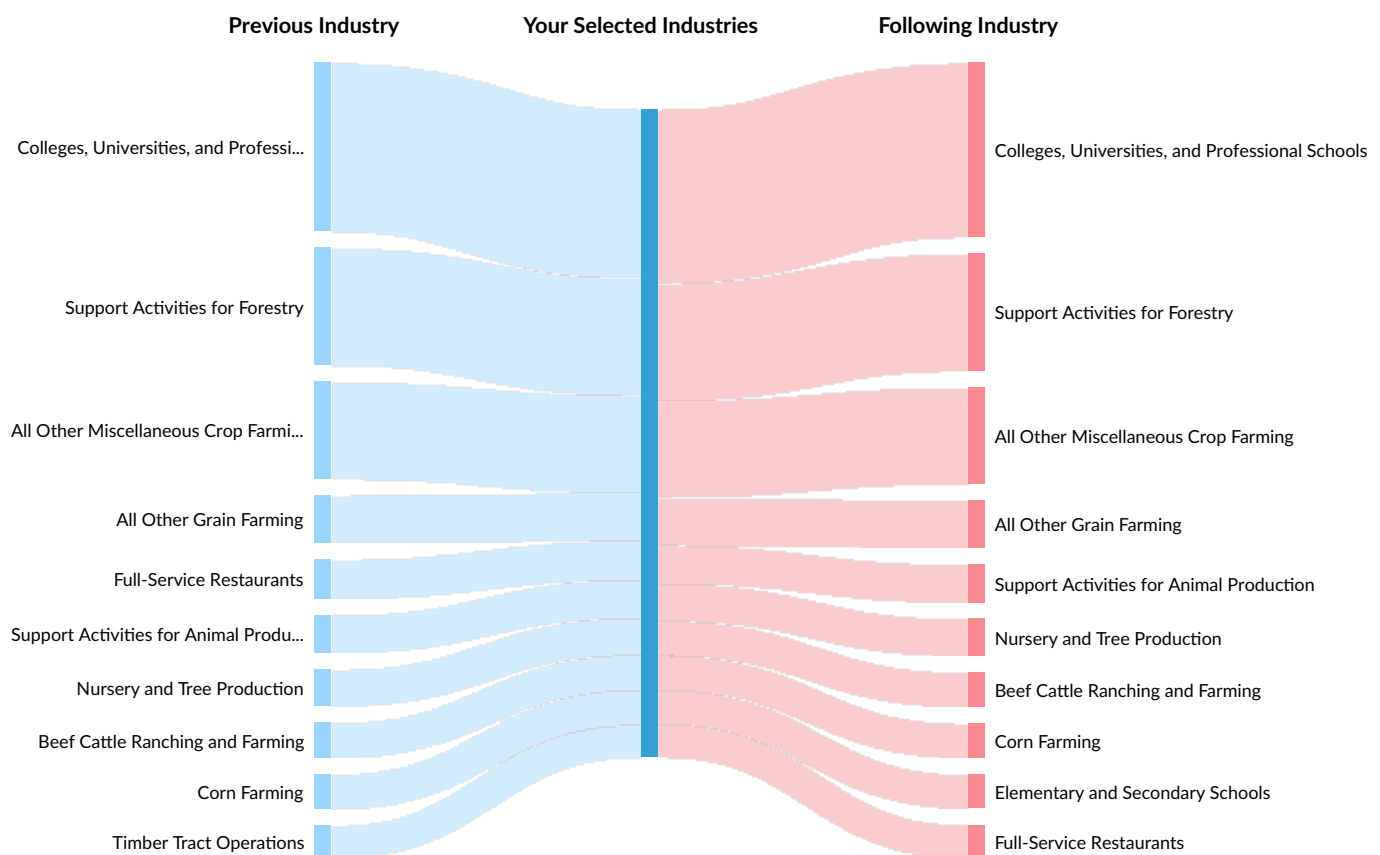
Top Job Titles	Unique Postings
CDL-A CDL-B Truck Drivers	3
Accounts Receivable Specialists	2
Boiler Operators	2
Hatchery Managers	2
Hatchery Workers	2

Industry Gain and Drain

The table below analyzes the profiles of current and past people in your selected industries. The left column shows job transitions from other industries to your selected industries. The right column shows job transitions from your selected industries to other industries.

Please note, results are only available at the national level and the 6-digit NAICS level. Also your selection has been limited to 100 industries.

The following represents the job transitions of employees in your selected industries in the United States:



Previous Industries	Transitions
Colleges, Universities, and Professional Schools	11,980
Support Activities for Forestry	8,320
All Other Miscellaneous Crop Farming	6,889
All Other Grain Farming	3,391

Previous Industries	Transitions
Full-Service Restaurants	2,779
Support Activities for Animal Production	2,695
Nursery and Tree Production	2,617
Beef Cattle Ranching and Farming	2,487
Corn Farming	2,471
Timber Tract Operations	2,328
Postharvest Crop Activities (except Cotton Ginning)	2,228
Limited-Service Restaurants	2,165
Elementary and Secondary Schools	2,136
Soil Preparation, Planting, and Cultivating	2,088
Farm Management Services	2,077
Clothing and Clothing Accessories Retailers	2,072
National Security	1,811
Engineering Services	1,607
Wheat Farming	1,599
Other Vegetable (except Potato) and Melon Farming	1,577
All Other Professional, Scientific, and Technical Services	1,575
General Medical and Surgical Hospitals	1,556
All Other Animal Production	1,527
Supermarkets and Other Grocery (except Convenience) Stores	1,436
Custom Computer Programming Services	1,401
Other Food Crops Grown Under Cover	1,326
Hotels (except Casino Hotels) and Motels	1,325
Finfish Fishing	1,310
All Other Miscellaneous Retailers	1,302
Commercial Banking	1,294

Previous Industries	Transitions
Software Publishers	1,293
Dairy Cattle and Milk Production	1,285
Offices of Lawyers	1,267
Administrative Management and General Management Consulting Services	1,228
Offices of Real Estate Agents and Brokers	1,195
Offices of Physicians (except Mental Health Specialists)	1,081
Grape Vineyards	1,043
Landscaping Services	1,028
Hog and Pig Farming	1,012
Employment Placement Agencies	1,012
Taxi and Ridesharing Services	986
Other General Government Support	979
Chicken Egg Production	962
Apple Orchards	958
Department Stores	955
Cotton Farming	936
Computer Systems Design Services	925
Soybean Farming	919
Shellfish Fishing	876
Insurance Agencies and Brokerages	876
Logging	861
Offices of Certified Public Accountants	845
Broilers and Other Meat Type Chicken Production	815
Forest Nurseries and Gathering of Forest Products	805
Religious Organizations	792

Previous Industries	Transitions
Administration of Conservation Programs	781
Advertising Agencies	774
Commercial and Institutional Building Construction	772
Oilseed and Grain Combination Farming	754
Environment, Conservation and Wildlife Organizations	751
Cattle Feedlots	745
Junior Colleges	742
Veterinary Services	737
Floriculture Production	729
Fitness and Recreational Sports Centers	723
Research and Development in the Physical, Engineering, and Life Sciences (except Nanotechnology and Biotechnology)	719
Marketing Consulting Services	699
Computing Infrastructure Providers, Data Processing, Web Hosting, and Related Services	693
Other Computer Related Services	654
All Other Miscellaneous Food Manufacturing	651
All Other Personal Services	642
Other Management Consulting Services	632
Wineries	631
Civic and Social Organizations	629
Potato Farming	626
Hay Farming	600
Farm Supplies Merchant Wholesalers	599
Finfish Farming and Fish Hatcheries	583
Electrical Contractors and Other Wiring Installation Contractors	579

Previous Industries	Transitions
Pharmaceutical Preparation Manufacturing	568
Warehouse Clubs and Supercenters	554
Couriers and Express Delivery Services	552
Office Administrative Services	544
Beauty Salons	543
Other Individual and Family Services	541
Wholesale Trade Agents and Brokers	540
Golf Courses and Country Clubs	528
Other Noncitrus Fruit Farming	526
Sporting Goods Retailers	526
Portfolio Management and Investment Advice	524
Hardware Retailers	520
Temporary Help Services	518
Motion Picture and Video Production	516
Plumbing, Heating, and Air-Conditioning Contractors	511
Nature Parks and Other Similar Institutions	497
Educational Support Services	492
Turkey Production	490
Child and Youth Services	471
Other Scientific and Technical Consulting Services	463
Fresh Fruit and Vegetable Merchant Wholesalers	460
Following Industries	Transitions
Colleges, Universities, and Professional Schools	12,357
Support Activities for Forestry	8,322
All Other Miscellaneous Crop Farming	6,848

Following Industries	Transitions
All Other Grain Farming	3,386
Support Activities for Animal Production	2,708
Nursery and Tree Production	2,633
Beef Cattle Ranching and Farming	2,455
Corn Farming	2,445
Elementary and Secondary Schools	2,408
Full-Service Restaurants	2,385
Timber Tract Operations	2,359
Postharvest Crop Activities (except Cotton Ginning)	2,294
Engineering Services	2,142
Farm Management Services	2,103
Soil Preparation, Planting, and Cultivating	2,086
General Medical and Surgical Hospitals	1,961
All Other Professional, Scientific, and Technical Services	1,797
Limited-Service Restaurants	1,779
Commercial Banking	1,615
Wheat Farming	1,603
Other Vegetable (except Potato) and Melon Farming	1,597
Custom Computer Programming Services	1,560
Clothing and Clothing Accessories Retailers	1,551
All Other Animal Production	1,506
Software Publishers	1,500
All Other Miscellaneous Retailers	1,461
Administrative Management and General Management Consulting Services	1,429
Offices of Real Estate Agents and Brokers	1,354

Following Industries	Transitions
Other Food Crops Grown Under Cover	1,344
Offices of Physicians (except Mental Health Specialists)	1,341
Finfish Fishing	1,331
Offices of Lawyers	1,293
Dairy Cattle and Milk Production	1,249
Insurance Agencies and Brokerages	1,229
Hotels (except Casino Hotels) and Motels	1,196
Other General Government Support	1,178
Supermarkets and Other Grocery (except Convenience) Stores	1,130
Landscaping Services	1,064
Grape Vineyards	1,037
Employment Placement Agencies	1,021
Hog and Pig Farming	1,010
Chicken Egg Production	968
National Security	956
Apple Orchards	933
Cotton Farming	926
Commercial and Institutional Building Construction	923
Soybean Farming	892
Shellfish Fishing	870
Computer Systems Design Services	861
Logging	846
Administration of Conservation Programs	845
Veterinary Services	838
Department Stores	834
Offices of Certified Public Accountants	833

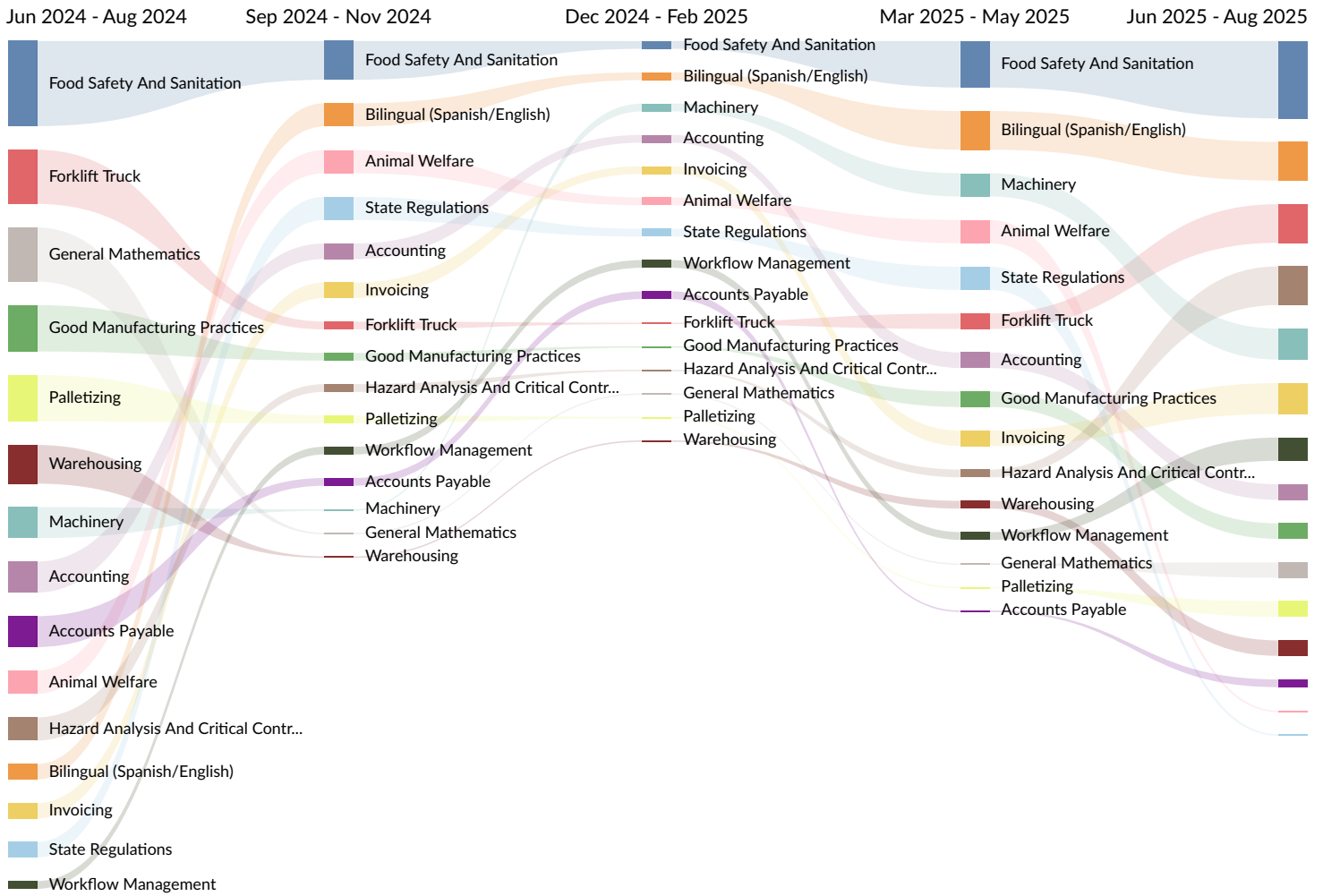
Following Industries	Transitions
Marketing Consulting Services	820
Broilers and Other Meat Type Chicken Production	818
Junior Colleges	811
Forest Nurseries and Gathering of Forest Products	805
Research and Development in the Physical, Engineering, and Life Sciences (except Nanotechnology and Biotechnology)	781
Cattle Feedlots	776
Oilseed and Grain Combination Farming	774
Other Management Consulting Services	767
Pesticide and Other Agricultural Chemical Manufacturing	747
Farm Supplies Merchant Wholesalers	747
Religious Organizations	740
Electrical Contractors and Other Wiring Installation Contractors	734
Computing Infrastructure Providers, Data Processing, Web Hosting, and Related Services	733
Floriculture Production	722
Environment, Conservation and Wildlife Organizations	713
Pharmaceutical Preparation Manufacturing	707
Civic and Social Organizations	707
Other Computer Related Services	688
Office Administrative Services	683
Portfolio Management and Investment Advice	682
All Other Personal Services	681
Advertising Agencies	673
Wineries	658
All Other Miscellaneous Food Manufacturing	632

Following Industries	Transitions
Fitness and Recreational Sports Centers	632
Plumbing, Heating, and Air-Conditioning Contractors	617
Hay Farming	602
Potato Farming	594
Beauty Salons	586
International, Secondary Market, and All Other Nondepository Credit Intermediation	584
Finfish Farming and Fish Hatcheries	576
Other Scientific and Technical Consulting Services	568
Wholesale Trade Agents and Brokers	554
Temporary Help Services	544
Pharmacies and Drug Retailers	534
Other Individual and Family Services	532
Other Noncitrus Fruit Farming	525
Warehouse Clubs and Supercenters	522
Golf Courses and Country Clubs	522
Motion Picture and Video Production	516
Sporting Goods Retailers	504
Turkey Production	496
Hardware Retailers	495
Fresh Fruit and Vegetable Merchant Wholesalers	491
Environmental Consulting Services	490
Child Care Services	484

What skills are they posting for?

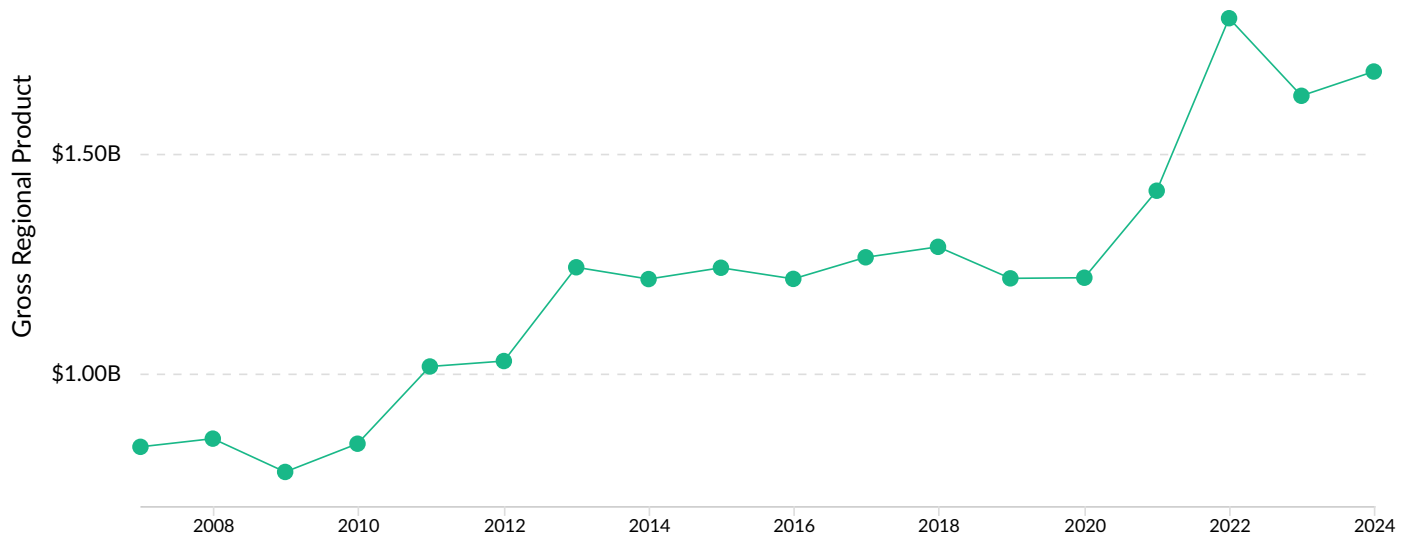
Top 15 Skills for All Job Types Sought by Your Selected Companies by Quarter

Skills help us understand the direction an industry is headed.



Gross Regional Product (GRP)

\$1.0B	\$614.6M	\$53.1M	\$1.7B
Earnings (2024)	Property Income (2024)	Taxes (2024)	Total GRP (2024)



Industry Requirements

Purchases from	In-region Purchases	Imported Purchases	Total Purchases
Animal Production	\$192,500,977	\$126,989,871	\$319,490,848
Crop Production	\$162,325,313	\$39,105,727	\$201,431,040
Other Animal Food Manufacturing	\$106,026,365	\$24,754,755	\$130,781,120
Pesticide and Other Agricultural Chemical Manufacturing	\$10,754,130	\$51,268,876	\$62,023,007
Farm Labor Contractors and Crew Leaders	\$44,563,676	\$635,169	\$45,198,845